



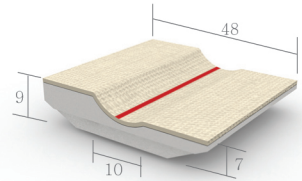

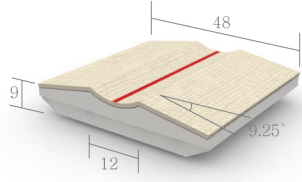

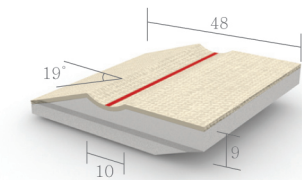

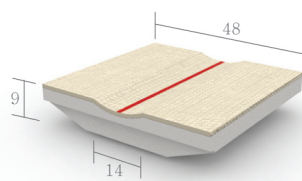



CBM-G22 Series(SAW)

Products	Dimension	Shapes	Application & Remark
CBM G22 (HUPAN)			<p>SAW</p> <p>후판 (25t 이하)에 적용하며, 평판 및 선수, 선미의 곡부위 적용도 할 수 있음.</p> <p>Suitable for thick plate (over 25t thick) and applied to flat plate or curved area on the front and back of vessel.</p> <p>厚板(25t 以下)に適する。</p>
CBM G22 (BAKPAN)			<p>SAW</p> <p>박판 (18t 이하)에 적용하며, 평판 및 선수, 선미의 곡부위 적용도 할 수 있음.</p> <p>Suitable for thin plate (below 18t thick) and applied to flat or curved area on the front and back of vessel.</p> <p>サブマージ溶接用で平板、曲部に適する。</p> <p>薄板用(18t 以下)。</p>
CBM G22 (DANCHA)			<p>SAW</p> <p>단차 부위에 적용함.</p> <p>Suitable for misalignments.</p> <p>母材の厚さの差で生じた継ぎ手部に使用する。</p>
CBM G22 (CHAMFER)			<p>SAW</p> <p>양쪽 챔퍼링 부위에 적용함.</p> <p>Suitable for two sided plate.</p> <p>テーパ-の部分に適する。</p>
CBM G22 (CHAMFER2)			<p>SAW</p> <p>한쪽 챔퍼링 부위에 적용함.</p> <p>Suitable for one sided plate.</p> <p>テーパ-の部分に適する。</p>
CBM G22 (JIG)			<p>SAW</p> <p>G22[HUPAN]와 동일한 용도이나 별도의 JIG를 이용하여 지지함.</p> <p>The same uses as CBM-G22[HUPAN] but fixing apparatus, such as JIG is needed.</p> <p>用途はCBM-G22 と同一で別途のジグを利用して支持する。</p>

CBM - G22 Series(SAW)

ITEM	Size(mm)	Pcs/Box	Box / Pallet	Box(kg)
CBM-G22(HUPAN)	600	20	50	11
CBM-G22(BAKPAN)	600	20	50	8
CBM-G22(DANCHA)	600	20	50	11
CBM-G22(CHAMFER)	600	20	50	11
CBM-G22(CHAMFER2)	600	20	50	11
CBM-G22(JIG)	600	20	50	11

CBM - 600 Series(EGW)

ITEM	Size(mm)	Pcs/Box	Box / Pallet	Box(kg)
CBM-600	600	15	100	9
CBM-600K	600	15	100	6
CBM-600D	600	15	100	15
CBM-EG1	30	30	-	1

* 카다로그상의 제품 포장수량과 도면치수는 설계변경 등의 이유로 상이할 수 있음.

Packing quantity and numerical figure on the catalogue can be changed, depends on design change.

カタログ上の製品/パッキングの数量及び図面の寸法は設計変更等のことによって異なります。